


Name: _____ Grade: _____ Term: _____ Date: _____

What is this?

1. Look at and write: http://letshavefunwithenglish.com/vocabulary/school_things/vocabulary.html



<https://www.youtube.com/watch?v=oB1Z3rThN9I>

2. Find the hidden words

pencil	hole punch	paper	scissors
pen	stapler	book	glue
ruler	rubber	folder	dictionary

b	i	h	o	l	e	p	u	n	c	h	d
o	o	e	p	e	n	v	v	p	y	l	w
s	w	m	b	o	o	k	v	e	v	n	o
t	v	d	i	c	t	i	o	n	a	r	y
f	o	l	d	e	r	n	x	c	u	u	s
t	s	a	e	l	l	h	r	i	f	o	c
r	t	u	x	t	n	h	f	l	p	c	i
u	a	t	q	c	k	t	g	s	k	j	s
b	p	p	j	q	h	p	a	p	e	r	s
b	l	r	u	l	e	r	l	g	w	c	o
e	e	w	g	l	u	e	s	l	v	o	r
r	r	k	p	w	c	w	c	a	b	d	s



Name: _____ Grade: _____ Term: _____ Date: _____

3. Look at the list below and write the classroom objects under the correct pictures

<http://www.et42.com/5e/classroom-objects-in-the/>

1.crayon
2.pencilcase
3.book
4.chair
5.lunchbox

6.notebook
7.glue
8.file folder
9.dustbin
10.schoolbag

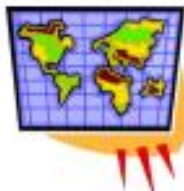
11.ruler
12.calendar
13.scissors
14.coloured pencils
15.map

16.rubber
17.pencilbox
18.projector
19.desk
20.pencil sharpener

21.paintbrush
22.pen
23.globe
24.computer
25.pencil



notebook



4



Name: _____ Grade: _____ Term: _____ Date: _____

- What is this?

- What is _____?

- What _____ this?



- _____ is this?
_ It is a sharpener _____
- _____?
_ It is a calculator _____
- _____?



6. Write the words in alphabetical order in your notebook. (Homework)

A	B	C	D	E	F	G	H	I	J	K	L	M	N	O	P	Q	R	S	T	U	V	W	X	Y	Z
a	b	c	d	e	f	g	h	i	j	k	l	m	n	o	p	q	r	s	t	u	v	w	x	y	z

Chair	Eraser or rubber	Notebook	Student	Door
Board	Teacher	Book	Computer	Paper
Curtain	Pen	Glue	Bag or school bag	Pencil
Table	Desk	Window	Pencil case	Dictionary
Folder	Floor	Wall	stapler	Hole Punch
Sharpener	Dustbin or basket	ruler	map	globe
Scissors	Calculator	light	clock	clip
MARKER				

Bag= school bag= back pack



Name: _____ Grade: _____ Term: _____ Date: _____

Please, Stand up?

1. Look at this video



classroom commands.mpg

2. Look at the pictures. Fill in the words from the Data Bank below.



1. Please sit down.



2. _____ to this.



3. _____ at this.



4. _____ with a _____ 5. _____ your hand.



6. _____ your books.



7. _____ your books.



8. _____ on the _____



9. _____ answer

DATA BANK

Look at this.
Close your books.
Raise your hand.

Work with a partner.
Please sit down.
Ask Question and Answer

Open your books.
Write on the board.
Listen to this.

3. Complete the instructions with the correct words.

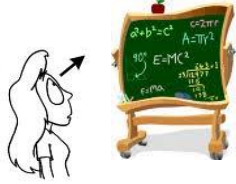
a message / English / the book / the song / your hands / the board / a question





Name: _____ Grade: _____ Term: _____ Date: _____

"Read _____." "Write _A MESSAGE_." "Speak _____." "Listen to _____."



"Look at _____."




"Raise _____."



stand / open / sit / be / talk / speak / close = shut / come



_____ down



_____ up



_____ your copy



books _____ the door



_____ quiet



_____ in



don't _____ the window



don't _____ French



_____ after me.

4. <https://www.youtube.com/watch?v=SNadpkROsJM>

5. Match the commands with the picture. Then correct the on the line



Write the letter "a" on the board



Take your "book" out

Write the letter "a" on the board

Sign your name

Put away your "book"



I don't understand

Check/tick the box if you agree

Throw it in the bin

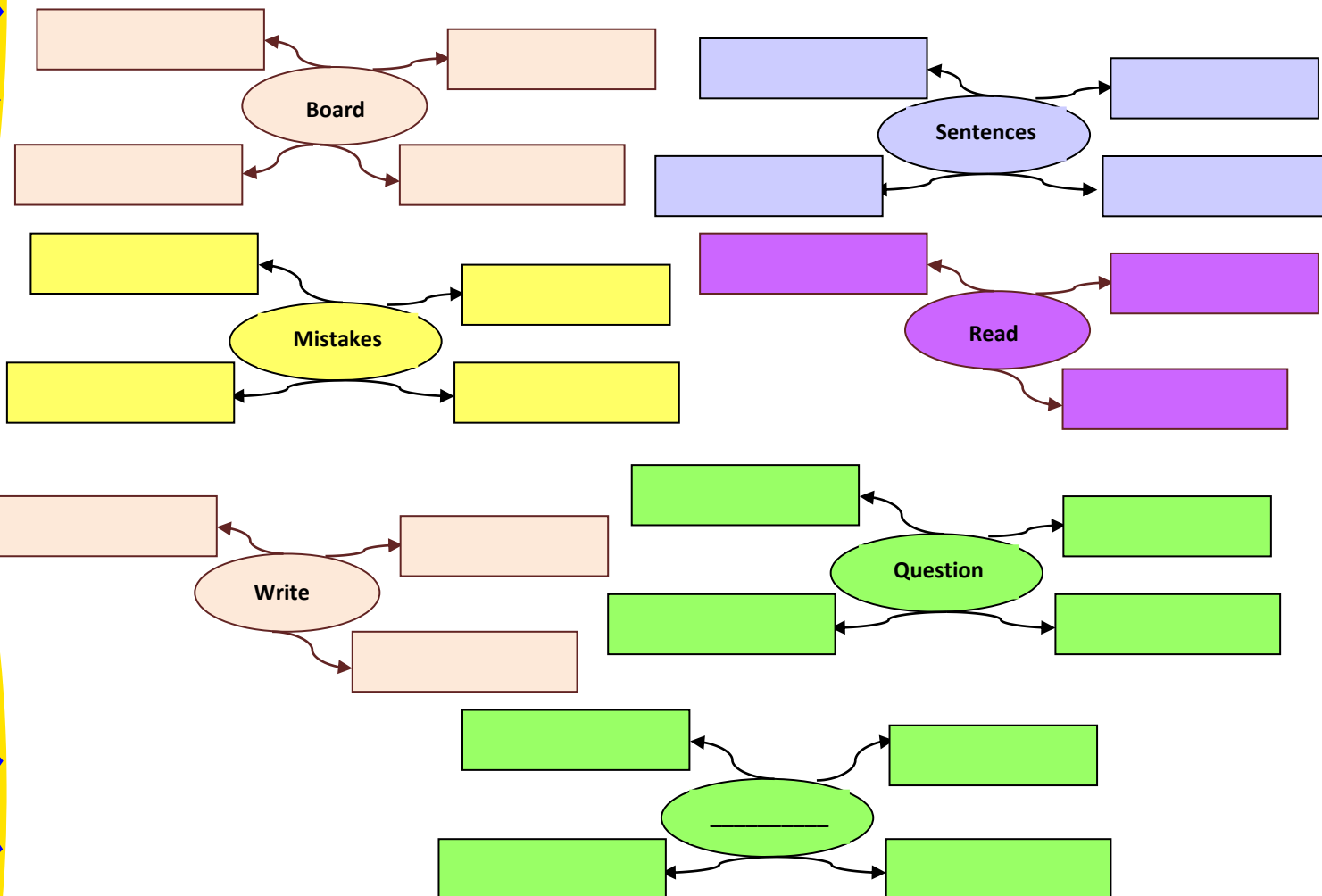
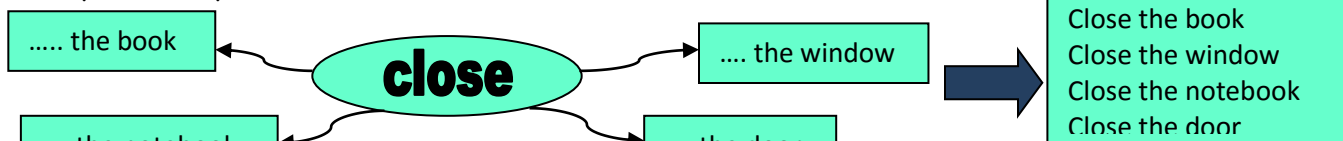
Can I go to the toilet?





Name: _____ Grade: _____ Term: _____ Date: _____

6. Complete the phrases or add words to make understandable instructions



List of the Vocabulary ""

Usual expression and Commands

Pay attention

Hurry up

Listen to

Close your books.

Repeat / talk after me

Put away your book

May I sharpen my pencil?

Eraser the board

Can you help me ?

Check / Stick

Match

Circle the word

Come in / go out (leave the class)

Do you understand?/ I don't understand

Work alone / together/in pair/in group

Write on the board/notebook/guide

Ask Question and Answer Silence please / be quiet

What does "chair" mean?

Throw it in the bin

How do you say..?

Hand out the photocopies

Fill in the gaps

Choose the word/ answer

Can I go to the toilet?

Stand up / sit down

Look at the

Open your books.

Raise your hand.

Take your "book" out

Sign your name

Speak, Spell, Read

How do you spell "..."?

Correct the mistakes

Complete

Underline



Name: _____ Grade: _____ Term: _____ Date: _____

What color is it?

1. Colors and answer the questions

1. What color is it?

It's red

2. What color is it?

It's orange

3. What color is it?

It's _____

4. What color is it?

It's _____

5. What color is it?

It's _____

6. What color is it?

It's _____

7. What color is it?

8. What color is it?

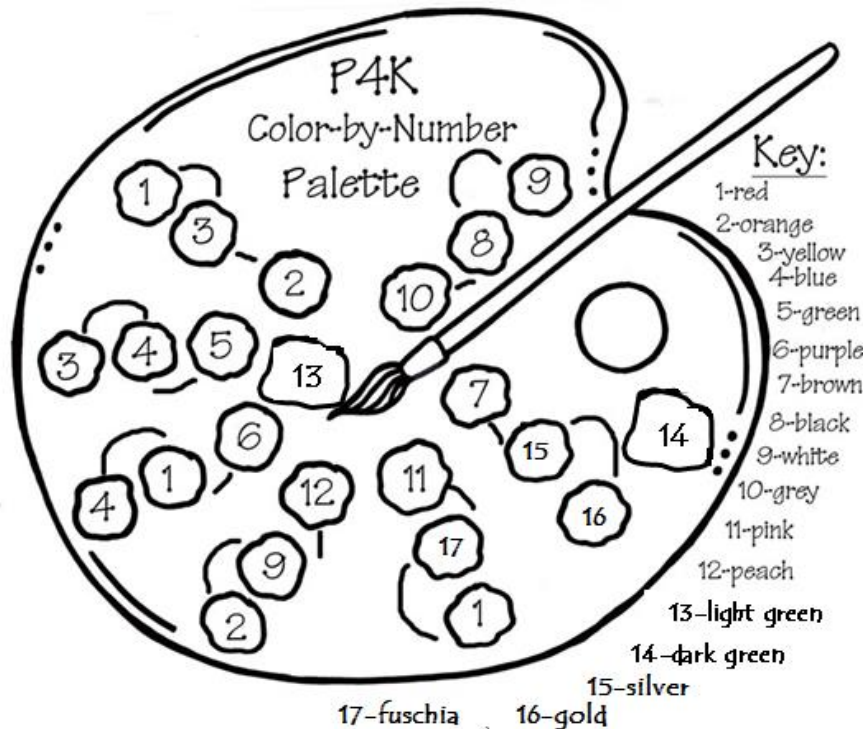
9. What color is it?

10. What color is it?

11. What color is it?

12. What color is it?

13. What color is it?



14. What color is it?

15. What color is it?

16. What color is it?

17. What color is it?

2. Unscramble the letters to make names of colors that are shown in the box on the right of the page.

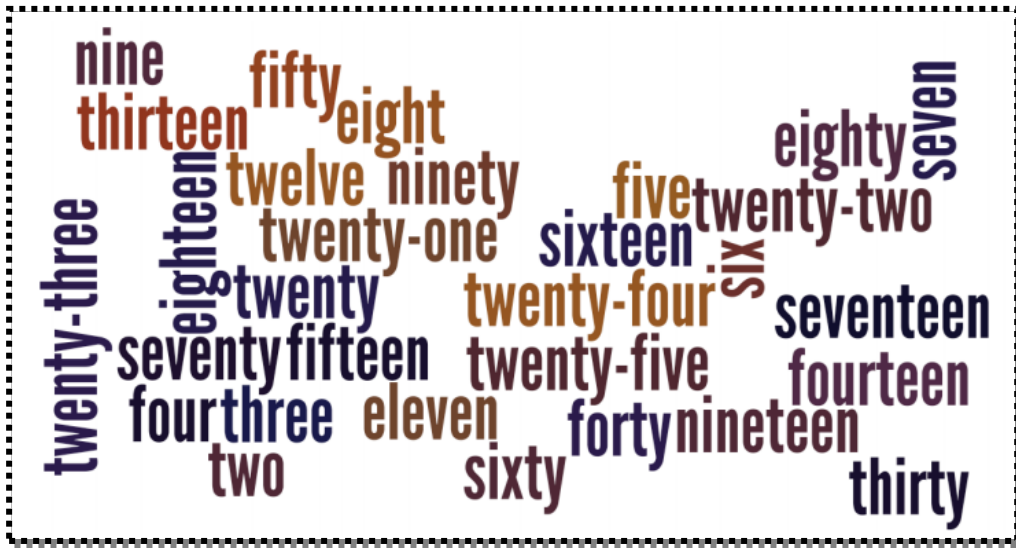
- | | |
|-------------------|--------------------|
| 1. DER <u>red</u> | 13. KNIP _____ |
| 2. WOLLEY _____ | 14. REVLIS _____ |
| 3. EULB _____ | 15. NOORAM _____ |
| 4. TSEROF _____ | 16. LAET _____ |
| 5. YARG _____ | 17. AUQA _____ |
| 6. ELPRUP _____ | 18. REDNEVAL _____ |
| 7. DLOG _____ | 19. EGNARD _____ |
| 8. EGIEB _____ | 20. NWORB _____ |
| 9. NEERG _____ | 21. ETIHW _____ |

blue	black
purple	white
red 😊	silver
green	pink
lime	orange
navy	yellow
forest	olive
brown	maroon
indigo	beige
aqua	teal
gold	lavender
gray	fuchsia



Name: _____ Grade: _____ Term: _____ Date: _____

- What your favorite color? _____
- What color is your bag pack? _____
- What color is your pencil? _____
- What color is your sharpener? _____
- What color is your pencil case? _____
- What color is your eraser? _____
- What color is the ruler? _____
- What color is your scissors? _____
- What color is your English notebook? _____
- What color is your Folder? _____
- What color is your desk? _____
- What color is your bin? _____



Find the numbers and write them in the correct place.

01-19

1. one

2. _____
3. _____
4. _____
5. _____
6. _____
7. _____
8. _____
9. _____

10. ten

11. _____
12. _____
13. _____
14. _____
15. _____
16. _____
17. _____
18. _____
19. _____

20-25

20. _____
21. _____
22. _____
23. _____
24. _____
25. _____

30. _____
40. _____
50. _____
60. _____
70. _____
80. _____
90. _____

30-90

4. Wi

5. Find the 20 numbers

Name: _____ Grade: _____ Term: _____ Date: _____

																		M	X
D	E	N	O	Y	T	R	I	H	T	Z	A	Z	U	F	U	Y		Y	I
F	I	F	T	Y	E	I	G	H	T	D	J	S	Y	T	D	D		T	S
U	D														Z	G		R	Y
P	T		I	B	L	W	S	J	T	H	R	E	E		Z	C		O	T
N	W		O	E	E	R	H	T	Y	T	X	I	S		T	Q		F	R
I	E		N	A								G	D		W	E		P	O
N	N		E	L		E	C	N	U	U		H	R		E	G		E	F
E	T		E	S		Q	U	C	B	T		T	X		N	L		A	S
T	Y		T	B		X	B		V	M		Y	F		T	K		G	I
Y	I		N	E		Y	Y		T	Q		N	P		Y	T		F	X
T	N		E	C		S	M					I	B		E	H		O	T
H	E		V	F		E	J	V	W	U	F	N	F		I	G		R	Y
R	V		E	G		E	L	O	C	V	E	E	T		G	I		T	S
E	E		S	X											H	E		Y	I
E	L		Y	H	E	I	G	H	T	E	E	N	I	C	T	T		T	X
P	E		T	W	E	N	T	Y	T	H	R	E	E	J	S	G		H	L
L	M																	R	K
L	V	E	I	G	H	T	Y	E	I	G	H	T	F	C	O	N	W	E	X
S	E	V	E	N	T	Y	O	N	E	I	G	H	T	Y	S	E	V	E	N

58	18
66	88
3	43
63	40
87	46
11	28
89	23
17	8
93	
71	
31	
20	

6. Complete

- $10 + 2 = \underline{12}$ ten plus two equal twelve
- $\underline{70} + 8 = \underline{78}$ seventy plus eight equal seventy-eight
- $20 + 7 = \underline{\hspace{2cm}}$
- $94 - 20 = \underline{\hspace{2cm}}$
- $35 \div 5 = \underline{\hspace{2cm}}$
- $12 \times 8 = \underline{\hspace{2cm}}$
- $11 + \underline{\hspace{2cm}} = \underline{15}$
- $37 - 8 = \underline{\hspace{2cm}}$
- $\underline{\hspace{2cm}} \times 9 = \underline{72}$
- $81 \div 9 = \underline{\hspace{2cm}}$



Calculator signs

+ = plus

- = minus

X = times or multiplied by :

% = per cent

÷ = divided by

= equals

7. Answer the question

the question

How many....?

How old....?

How do say?

What?

How many desks do you have in the classroom?

What is your cell phone number?

What number is one hundred?

How many colors do you have?

How old are you?

How old is your best friend?

How do you say 15 in English?

How old is your mother?

How do you say 53 in English?

What is your phone number?



Name: _____ Grade: _____ Term: _____ Date: _____



8. Classify these words according to their category.

Days of the week

1. _____
2. _____
3. _____
4. _____
5. _____
6. _____
7. _____

Months of the year

1. _____
2. _____
3. _____
4. _____
5. _____
6. _____
7. _____
8. _____
9. _____
10. _____
11. _____
12. _____

9. Then fill in the gaps with the short form of the day.

Monday ___ Tuesday ___ Wednesday ___ Thursday ___
Friday ___ Saturday ___ Sunday ___

Now you try with months of the years

January ___ May ___ September ___ February ___ June ___
October ___ March ___ July ___ November ___ April ___
August ___ December ___

10. Finish off the sentences by writing in a week day or month

- My favorite day of the week is _____.
- Yesterday was _____.
- Today is _____.
- Tomorrow will be _____.
- Last month was _____.
- Next month is _____.
- My birthday is in _____.
- My favorite month is _____.

11. Answer the questions:

Which....? When?

- Which day is today?
Today is Monday _____.
- Which day will be tomorrow?
_____.
- What is your favorite day?
_____.
- When is your best friend birthday?
_____.
- Which day was yesterday?
_____.
- In which month is your birthday?
_____.
- What is your favorite month?
_____.
- When is your birthday?
_____.



Name: _____ Grade: _____ Term: _____ Date: _____

How do you Spell....?

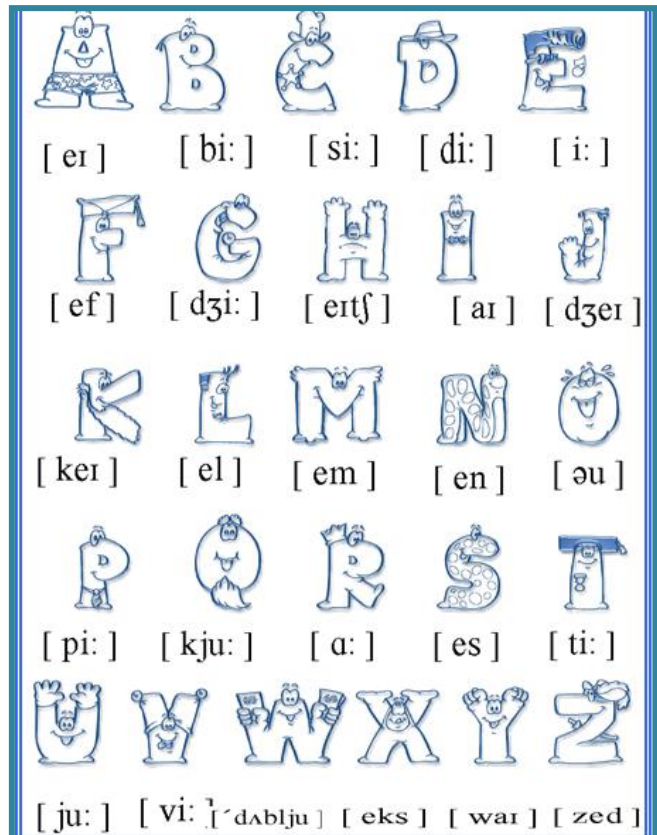


Look at the video Wilbooks - Phonetic Alphabet.mp4

1. Listen to the alphabet sounds and complete the chart:

<https://www.englishclub.com/pronunciation/alphabet-sounds.htm>

eɪ	i:	e	aɪ	əʊ	u:	ɑ:



IN YOUR NOTE BOOK

2. Put these letters into alphabetical order

SWERT _____

YUIOD _____

ASDFJ _____

ZDYHF _____

lantc _____

srfbd _____

3. Arrange these words in alphabetical order.

DiCtionary DiFferent DiSh DiAry

4. Put the following words into alphabetical order.

ABCDEFGHIJKLMNOPQRSTUVWXYZ

Daily Dictionary Door Drop Different

Questions

- What is your name?
- How do you spell your name?
- What is your last name?
- How do you spell your last name?
- How do you say _____?
- How do you spell _____?

Dish Diary Dog Dry Day

5. Arrange the following words in alphabetical order.

ABCDEFGHIJKLMNOPQRSTUVWXYZ

Flower _____

Fairy _____

Fresh _____

Finish _____

Female _____

Fun _____

Feet _____

Fond _____



Name: _____ Grade: _____ Term: _____ Date: _____

PRACTICE.....

1

Can you spell?

COLOURS (missing vowels)

R _ _ D

Y _ _ L L _ _ W

G R _ _ _ N

B L _ _ C K

_ _ R _ _ N G _ _

W H _ _ T _ _

B L _ _ E

P _ _ R P L _ _

B R _ _ W N

G R _ _ _

E

O

y

O

u

2

Can you spell?

NUMBERS (missing vowels)

_ _ N _ _

T W _ _

T H R _ _ _

F _ _ _ R

F _ _ V _ _

S _ _ X

S _ _ V _ _ N

_ _ _ G H T

3

Can you spell?

GREETINGS (missing vowels)

H _ _ L L _ _

H _ _

H _ _ W _ _ R _ _ _ _ _ ?

G _ _ _ D M _ _ R N _ _ N G

G _ _ _ D B _ _ E

S _ _ _ _ _ _ L _ _ T _ _ R

E

4

Can you spell?

WEEKDAYS (missing vowels)

M _ _ N D _ _ _

T _ _ _ S D _ _ _

W _ _ D N _ _ S D _ _ _

T H _ _ R S D _ _ _

F R _ _ D _ _ _

S _ _ T _ _ R D _ _ _

S _ _ N D _ _ _

i

y

5

Can you spell?

MONTHS (missing vowels)

J _ _ N _ _ _ R _ _

F _ _ B R _ _ _ R _ _

M _ _ R C H

e

_ _ P R _ _ L

M _ _ _

J _ _ N _ _

J _ _ L _ _

_ _ _ G _ _ S T

S _ _ P T _ _ M B _ _ R

_ _ C T _ _ B _ _ R

N _ _ V _ _ M B _ _ R

D _ _ C _ _ M B _ _ R

A

y

6

Can you spell?

CLASSROOM (missing vowels)

C _ _ A _ _ _ _

E _ _ _ S E _ _

N O _ _ E _ _ O O _ _

S _ _ _ D E _ _ T

D _ _ _ _ R

_ _ _ _ A R _ _

T _ _ _ _ C _ _ _ _ R

B O _ _ _ _

_ _ O _ _ P _ _ T _ _ _

_ _ _ P E R

E

u



Name: _____ Grade: _____ Term: _____ Date: _____

Good morning, How are you?

1. Write the appropriate parts of the day under the given picture.

Afternoon

Evening

Night

Morning





2- Read and match :

**Hello !
morning**

Good afternoon
evening
night
Hi !



3- When do we say ...?

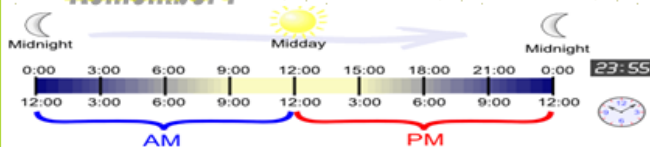
Greetings :	From	To
Good morning		
Good afternoon		
Good evening		
Good night		



4. What do we say ...?

7:30 am.....
12:30 pm.....
3:00 pm.....
7:15 pm.....
9:00 am.....
10:30 pm.....

Remember :



5. Match the pictures with greeting expressions:

Good morning

Good evening

Good night

Good afternoon





Name: _____ Grade: _____ Term: _____ Date: _____


6. Read the expressions below and practice then with your partner:

<i>Greeting people</i>	<i>Taking leave of people</i>	<i>Asking how someone is</i>	<i>You are well</i>	<i>You aren't very well</i>
Hi ! Hello ! Good morning ! Good afternoon ! Good evening	Goodbye/ Bye See you/ soon/ later See you tomorrow Have a nice day ! Good night !	How are you ? How are you doing ? How is it going ? What's up ?	I'm great. Thanks I'm excited. Thanks. I'm happy. Thanks. I'm fine. Thanks. I'm ok. Thanks.	I'm so so. Thanks Not bad. Thanks. I'm tired. Thanks. I'm sick/ill. I'm surviving.

<http://www.real-english.com/reo/1/1-5.asp>

7. Complete with the words in the box

Goodbye. How do you do? Thank you. Good morning. Sorry. Hi!
Yes, please. Fine, thank you. Good night. Nice to meet you, too. You're welcome.



8. Answer the questions about you.

- | | | |
|---------------------------|------------------|---------------------------------|
| ✓ What's your first name? | ✓ How are you? | What is your cell phone number? |
| ✓ What's your full name? | ✓ Who are you? | ✓ What is your address? |
| ✓ What's your surname? | ✓ How do you do? | |



Name: _____ Grade: _____ Term: _____ Date: _____

8. Write the words in the correct order to build sentences

1. are / you / how / ?
2. name / is / my / Anthony.
3. am / fine / I / thanks / . / ,
4. your / is / name / what / ?
5. is / my / surname / Peterson / .
6. are / you / ? / Who / .

<https://www.youtube.com/watch?v=C0eu8OQ-cfQ>

9. Read the sentences.

Number them according to the dialogue.

Write in your notebook and practice

- ☐ P-A-R-K-E-R.
- ☐ I'm ok. This is my friend, Marta Parker.
- ☐ Nice to meet you. Bye-Bye.
- ☐ Hello, Glory! I'm fine thanks. And you?
- ☐ Hi, Alex! My name`s Glory. How are you?
- ☐ Hello, Marta! Parker? How do you spell it?
- ☐ Nice to meet you, too. See you!

10. Complete the dialogue.

Then practice with your partner.

William: Hello!
Sophie: _____ !
William: _____ ?
Sophie: I'm ok. And you?
William: _____ .
Sophie: What's your name?
William: _____ William.
Sophie: oh, and what's your surname?
William: _____ Roller.
Sophie: Roller?!
 _____ ?
William: R-O-L-L-E-R.
Sophie: Ok, William! Goodbye.
William: _____

11. Listening: Watch the video and complete the dialogues.

<https://www.youtube.com/watch?v=C0eu8OQ-cfQ>

Part 1 (0:04 – 0:16)
Place: In the
Anna:
Neighbor:, Anna.
..... ?
Anna:
..... ?
Neighbor:!

Part 2 (0:17 – 0:32)
Place: In the
Dave:, Anna!
Anna:, Dave!
..... ?
Dave:
Coffee?
Anna: Yes, please.

Part 3 (0:33 – 0:56)
Place: At the
Anna:, Mr. Annello.
Mr. Annello:, Anna.
Anna:, everybody!
Everybody: /
.....
Chris:, Anna.
..... ?
Anna:!
Chris?
Chris:



INSTITUCIÓN EDUCATIVA
COLEGIO GUILLERMO QUINTERO CALDERÓN

YEDAIX “BUSCADORES DE SUEÑOS”

Name: _____ Grade: _____ Term: _____ Date: _____